



EMBRACE AND EXTEND THE POWERSHELL ISE

Jeffery Hicks

Windows PowerShell MVP

jhicks@jdhitsolutions.com



AGENDA

- The ISE Object Model
- Customizing the ISE
- Suggested Add-Ons
- PowerShell Resources
- Q&A



WHO AM I?

- Windows PowerShell MVP
- PowerShell Author
 - Windows PowerShell 2.0: TFM (with Don Jones)
 - Managing Active Directory with Windows PowerShell: TFM 2nd Ed
- Prof. PowerShell
- IT trainer and consultant
- <http://jdhitsolutions.com/blog>
- <http://twitter.com/jeffhicks>
- Google Plus: Jeffery Hicks



THE ISE OBJECT MODEL

- Start with the \$PSISE object
- \$psise | get-member –membertype Property

```
CurrentPowerShellTab : Microsoft.PowerShell.Host.ISE.PowerShellTab
CurrentFile           : Microsoft.PowerShell.Host.ISE.ISEFile
Options               : Microsoft.PowerShell.Host.ISE.ISEOptions
PowerShellTabs        : {PowerShell 1}
```



CUSTOMIZING THE ISE

- Change panel background colors
- Use HTML color codes
- ..or use primary colors
- You also will want to change font style or colors

```
$psise.options.OutputPaneBackgroundColor="DarkBlue"  
$psise.Options.OutputPaneTextBackgroundColor="DarkBlue"  
$psise.Options.OutputPaneForegroundColor="#FFFFFF"  
$psise.Options.CommandPaneBackgroundColor="DarkBlue"  
$psise.options.TokenColors["command"]="White"  
$psise.Options.FontName = 'Courier New'  
$psise.Options.FontSize = 16
```

- If you don't like it, exit and restart the ISE
- ISE version of the VIM blackboard theme at <http://www.pshscripts.blogspot.com/search/label/ISE>



CREATING AN ADD-ON FUNCTION

```
Function Insert-Author {
```

```
#define a text block that will get inserted
```

```
$text=@"
```

```
<#
```

```
Author : Jeffery Hicks
```

```
Email  : jhicks@jdhitsolutions.com
```

```
blog   : http://jdhitsolutions.com/blog
```

```
Created: $(Get-Date -format d)
```

```
"Those who forget to script are doomed to repeat their work"
```

```
#>
```

```
"@"
```

```
#insert the block in the current file at the current position
```

```
$psise.CurrentFile.Editor.InsertText($text)
```

```
} #close function
```



ADD THE FUNCTION TO THE MENU

- Each tab has an AddOnsMenu object
- Add an entry to the SubMenu object
- Specify a name and scriptblock
- Shortcut key is optional

```
$psise.CurrentPowerShellTab.AddOnsMenu.Submenus.Add(  
"Author Comment",{Insert-Author},"Alt+A")
```



CREATING AN OPTIONAL SUBFOLDER


- Create a sub-folder under AddOns
- Add items to the sub menu

```
$mymenu=$psise.CurrentPowerShellTab.AddOnsMenu.Submenus.Add("MyMenu",$null,$null)
```

```
$mymenu.submenus.Add("Author Comment",{Insert-Author},"Alt+A")
```



CUSTOMIZE DEMOS



SUGGESTED ISE ADD-ONS

- ISE Pack
- ISE Scripting Geek
- PSISE Library
- ISE-Lines
- Auto ISE Preferences



ISE PACK

- Toggle comments
- Copy colorized script
- Show syntax
- Snippets
- <http://archive.msdn.microsoft.com/PowerShellPack>



ISE SCRIPTING GEEK

- Convert aliases/commands
- Convert to text file
- Create Help Wizard
- Print script
- <http://jdhitsolutions.com/blog/2011/10/ise-scripting-geek-module>



PSISELIBRARY

- Replace-TabsWithSpace
- New-CommentBlock
- New-Script
- New-Function
- Add each function to menu with -Installmenu \$True
- Some shortcut conflicts
- <http://gallery.technet.microsoft.com/PSISELibraryps1-ec442972>



ISE-LINES

- Functions for managing lines
- Move Up and Down
- Duplicate
- Join lines
- Some shortcut conflicts
- <http://poshcode.org/1727>



AUTO-ISE PREFERENCES

- Automatically save ISE configuration options
- Add script to PowerShell profile to automatically restore your last configuration
- <http://poshcode.org/2230>




MORE ADD-ONS

- <http://social.technet.microsoft.com/wiki/contents/articles/2969.windows-powershell-ise-add-on-tools.aspx>
- <http://poshcode.org> (search for ISE)
- Your ISE profile is the "biggest" add-on you have.



ADDON DEMOS



POWERSHELL RESOURCES

- Windows PowerShell 2.0: TFM by Don Jones and Jeffery Hicks
- Windows PowerShell in Action 2nd Ed. by Bruce Payette
- Windows PowerShell Cookbook 2nd Ed. by Lee Holmes
- Windows PowerShell Team blog
(<http://blogs.msdn.com/powershell>)
- The Lonely Administrator
(<http://jdhitsolutions.com/blog>)
- Prof. PowerShell
(<http://mcpmag.com/articles/list/prof-powershell.aspx>)



QUESTIONS



THANK YOU

- <http://jdhitsolutions.com/blog>
- jhicks@jdhitsolutions.com

